


OHA - Drinking Water Services - Surface Water Quality Data Form

County: **Clackamas**

Conventional or Direct Filtration

Month/Year: **Feb, 2021**

| System Name: | City of Sandy | | | ID#: 4100789 | WTP: TP- Alder Creek | | |
|--------------|---------------|---------------|---------------|---------------|----------------------|---------------|--|
| | 12AM [NTU] | 4 AM [NTU] | 8 AM [NTU] | NOON [NTU] | 4 PM [NTU] | 8 PM [NTU] | Highest Reading of the day [NTU] *1 |
| 1 | NF | NF | 0.100 | NF | NF | NF | 0.100 |
| 2 | NF | NF | 0.110 | 0.180 | NF | NF | 0.180 |
| 3 | NF | NF | 0.140 | NF | NF | NF | 0.140 |
| 4 | NF | NF | 0.140 | NF | NF | NF | 0.140 |
| 5 | NF | NF | 0.150 | NF | NF | NF | 0.150 |
| 6 | NF | NF | 0.190 | NF | NF | NF | 0.190 |
| 7 | NF | NF | 0.170 | NF | NF | NF | 0.170 |
| 8 | NF | NF | 0.110 | 0.140 | NF | NF | 0.140 |
| 9 | NF | NF | 0.120 | 0.120 | NF | 0.110 | 0.120 |
| 10 | 0.090 | 0.090 | 0.070 | 0.080 | 0.060 | 0.070 | 0.090 |
| 11 | NF | NF | NF | NF | 0.070 | NF | 0.070 |
| 12 | NF | NF | NF | NF | NF | NF | NF |
| 13 | NF | NF | NF | NF | 0.090 | NF | 0.090 |
| 14 | NF | NF | NF | NF | NF | NF | NF |
| 15 | NF | NF | NF | 0.190 | 0.230 | NF | 0.230 |
| 16 | NF | NF | NF | 0.130 | 0.190 | 0.170 | 0.190 |
| 17 | 0.160 | NF | NF | NF | NF | NF | 0.160 |
| 18 | NF | 0.100 | 0.100 | NF | NF | NF | 0.100 |
| 19 | NF | NF | NF | NF | NF | 0.210 | 0.210 |
| 20 | NF | 0.060 | NF | NF | NF | NF | 0.060 |
| 21 | NF | NF | NF | 0.100 | NF | NF | 0.100 |
| 22 | NF | NF | 0.080 | 0.100 | NF | NF | 0.100 |
| 23 | NF | NF | 0.050 | NF | NF | NF | 0.050 |
| 24 | NF | NF | NF | NF | NF | 0.060 | 0.060 |
| 25 | 0.070 | 0.080 | NF | NF | NF | NF | 0.080 |
| 26 | NF | NF | 0.070 | NF | NF | NF | 0.070 |
| 27 | NF | NF | 0.080 | NF | NF | NF | 0.080 |
| 28 | NF | NF | NF | NF | NF | 0.090 | 0.090 |
| 29 | | | | | | | |
| 30 | | | | | | | |
| 31 | | | | | | | |

| Slow Sand/Membrane/DE Filtration/Unfiltered | Monthly Summary (Answer Yes or No) | |
|---|---|----------------------------------|
| 95% of 4-hour turbidity readings ≤ 0.3 NTU? Yes / No | CT's met Everyday? | ALL CL2 residuals at Entry Point |
| All 4-hour turbidity readings ≤ 1 NTU? Yes / No | (see back) | ≥ 0.2 mg/l? |
| All turbidity readings < IFE triggers *2 Yes / No | Yes / No | Yes / No |
| NOTES: | Printed Name: Mike Greene | DATE: 2/15/2021 |
| | Signature:  | CERT#: 2097 |
| | PHONE #: (503) 807-5241 | |

*1 Including continuous NTU data, if applicable, for optimization recording purposes. Compliance values in columns 12 AM through 8 PM may not correspond to continuous readings' maximum. *2 IFE = Individ. Filter Effl. (333-061-0040(1)(e)(B&C))

System Name City of Sandy Water System

ID#: 410078\Month/Year: Feb, 2021

Disinfection

1.0

| Date / Time | Peak Flow | Minimum Cl2 Residual at 1st User (C) *3 | Contact Time (T) | Actual CT | Temp | pH | Required CT | CT Met? *3 |
|-------------|-----------|---|------------------|-----------|-------|------|-------------|------------|
| | GPM | [ppm or mg/L] | [minutes] | C X T | [° C] | | formula | Yes / No |
| 1 | 925 | 0.89 | 99.10 | 88.20 | 8.00 | 7.38 | 49.70 | Yes |
| 2 | 931 | 0.72 | 99.72 | 71.80 | 7.80 | 7.44 | 50.46 | Yes |
| 3 | 927 | 1.25 | 101.92 | 127.40 | 7.50 | 7.57 | 57.34 | Yes |
| 4 | 931 | 1.06 | 99.72 | 105.70 | 6.80 | 7.44 | 56.12 | Yes |
| 5 | 913 | 0.89 | 101.35 | 90.20 | 7.00 | 7.39 | 53.33 | Yes |
| 6 | 936 | 0.94 | 99.57 | 93.60 | 7.10 | 7.41 | 53.66 | Yes |
| 7 | 920 | 0.99 | 101.11 | 100.10 | 10.70 | 7.31 | 41.02 | Yes |
| 8 | 920 | 0.74 | 129.32 | 95.70 | 7.20 | 7.33 | 50.62 | Yes |
| 9 | 943 | 0.80 | 99.88 | 79.90 | 6.70 | 7.29 | 51.96 | Yes |
| 10 | 925 | 0.78 | 111.03 | 86.60 | 6.40 | 7.28 | 52.71 | Yes |
| 11 | 916 | 0.84 | 101.67 | 85.40 | 12.10 | 7.31 | 36.83 | Yes |
| 12 | | NF | NF | NF | 9.90 | 7.26 | NF | NF |
| 13 | 862 | 0.63 | 118.73 | 74.80 | 10.20 | 7.31 | 40.71 | Yes |
| 14 | | NF | NF | NF | 10.20 | 7.26 | NF | NF |
| 15 | 896 | 0.78 | 104.36 | 81.40 | 11.30 | 7.30 | 38.40 | Yes |
| 16 | 896 | 0.98 | 103.47 | 101.40 | 11.50 | 7.39 | 39.98 | Yes |
| 17 | 876 | 0.93 | 146.13 | 135.90 | 10.20 | 7.30 | 41.95 | Yes |
| 18 | 925 | 1.01 | 104.75 | 105.80 | 7.80 | 7.17 | 47.39 | Yes |
| 19 | 942 | 0.76 | 100.66 | 76.50 | 11.30 | 7.20 | 37.01 | Yes |
| 20 | 934 | 0.96 | 98.44 | 94.50 | 10.30 | 7.24 | 40.95 | Yes |
| 21 | 936 | 0.88 | 166.02 | 146.10 | 11.40 | 7.11 | 36.13 | Yes |
| 22 | 932 | 0.88 | 108.86 | 95.80 | 9.30 | 7.10 | 41.27 | Yes |
| 23 | 917 | 0.84 | 115.95 | 97.40 | 8.40 | 7.27 | 46.27 | Yes |
| 24 | 911 | 0.98 | 101.02 | 99.00 | 11.90 | 7.21 | 36.61 | Yes |
| 25 | 916 | 1.01 | 100.79 | 101.80 | 9.40 | 7.27 | 44.15 | Yes |
| 26 | 890 | 0.86 | 126.98 | 109.20 | 10.70 | 7.33 | 40.71 | Yes |
| 27 | 916 | 0.93 | 105.70 | 98.30 | 6.30 | 7.26 | 53.60 | Yes |
| 28 | 950 | 0.79 | 99.62 | 78.70 | 12.00 | 7.25 | 36.11 | Yes |
| | | | | | | | | |
| | | | | | | | | |
| | | | | | | | | |

*3 If Cl2 at entry point < 0.2 mg/l or CT not met, notify DWS within 24 hours.

Revised February 2016

OHA - Drinking Water Services - Surface Water Quality Data Form



County:

Clackamas

Slow Sand, Membrane, Diatomaceous Earth Filtration, or Unfiltered Systems

Month/Year:

Feb, 2021

| | | | | | |
|---|--|---|--|--|--|
| System Name: City of Sandy | | ID#: 4100789C | | WTP: TP- Bull Run | |
| Slow Sand/Membrane/DE Filtration/Unfiltered | | Monthly Summary (Answer Yes or No) | | | |
| 95% of daily turbidity readings \leq 1 NTU? *2 Yes / No | | CT's met Everyday? (see back) | | ALL CL2 residuals at Entry Point \geq 0.2 mg/l? | |
| * All daily turbidity readings \leq 5 NTU? Yes / No | | Yes / No | | Yes / No | |
| NOTES: * | | Printed Name: Mike Greene | | | |
| Turbidity reported by PWB  | | Signature  | | DATE: 3/5/21 2/ | |
| | | PHONE #: (503) 807-5241 | | CERT#: 2097 | |